



Hello Teachers,

We are excited you have chosen the Orr Family Farm for your field trip destination! Please make sure that each teacher that will be attending the field trip receives a copy of this letter and all relevant material. Please read all of the enclosed information as it includes **IMPORTANT DETAILS** concerning your field trip. The activity sheets may be copied for your students.

Also enclosed is a parent letter which you can copy and send home with your students explaining the field trip. **PARENTS MUST READ THIS LETTER.**

Please note, our arrival times have changed to 9:30 a.m. and 10:30 a.m., giving your group more time to enjoy the Farm! Field trips will conclude at 2 p.m.

Thank you! We will see you soon!

Kathy Stallings
Field Trip Director
Orr Family Farm

SPRING FIELD TRIP ACTIVITIES

Train Ride | Animal Barnyard | Giant Jumping Pillows | Playground | Discovery Barn
Super Slides | Hay Mountain | Tube Rollers | Horse Swings | Animated Chicken Show | Gaga Ball
Farmin' Foosball | Tractor Tire Sandbox | Farm Fun Yard | Picnic Area | Concession

SPRING LESSON, DISCOVERY BARN: EXPERIENCE FARM TO TABLE!

FIELD TRIPS ARE SELF-GUIDED. This is a teacher-guided experience on the Farm with no sit-down lesson. We will give you maps of all the activities. Your school may stay together as one group or split up into smaller groups. **Children must be accompanied by an adult at all times.**

PRICES AND PAYMENT. Payment for field trips are done by **one form of payment, including children, parents, siblings and any other chaperones at \$8 per person.** The teacher will be responsible for giving wristbands. **If parents, children, siblings and any other chaperones are paying individually the cost is \$10 per person at the ticket booth.** We accept credit cards, purchase orders, cash and school checks. No personal checks and no credit card by phone will be accepted.

RAIN CHECKS. If you choose to cancel it may be difficult for you to reschedule your field trip.

CHECK-IN PROCEDURES. The lead teacher will take care of payment at the field trip office, obtain maps and receive further instruction. Students will stay on the bus. Please have an accurate number of students and pre-paid adults. We will have an Orr Family Farm team member greet you at the bus to get your numbers. After payment is completed and you have received your parent wristbands, please pull up to unload passengers. You will need to appoint a volunteer to take wristbands to the parent waiting area to distribute to parents who have paid with the school. If parents have not pre-paid with the school, they will need to pay at the ticket booth. When the field trip concludes you will also load your buses at the same area as you dropped off.

ARRIVAL & DEPARTURE TIMES. Arrival times are 9:30 and 10:30 a.m. The school field trips will conclude at 2 p.m.

LUNCHESES. Your group is responsible for unloading and transporting your own lunches to and from the lunch areas. All of our areas are outside. We cannot guarantee all groups will get covered areas. You are welcome to bring picnic blankets to eat lunch on.

CHAPERONE RESPONSIBILITY. We expect the teachers and the chaperones to keep their students' behavior in line. Make your school proud by showing us your best Farm manners.

DRESS. Please dress appropriately for the weather. Most of the field trip is outdoors. Please remember jackets if needed and that open toe shoes are discouraged!

CONCESSION & GIFT SHOP. Will be open from 10:30 a.m. to 1:30 p.m. **All children must be supervised while visiting.**

ADDITIONAL ACTIVITIES. Carousel Rides are \$1 (The carousel will be open from 12 to 1:30 p.m.) Animal Feed is \$1 and \$3 and can be purchased in the animal barnyard area.



Dear Parents,

We are so excited your child will be visiting our Farm. On your child's field trip they will experience many fun and educational activities. Admission is \$8 per person if paying with the school. You will receive your wristband from the teacher or another appointed person at the parent waiting area. If you are paying individually, the admission is \$10 per person at the ticket booth.

ADMISSION INCLUDES THE FOLLOWING ACTIVITIES:

Discovery Barn
Train Ride
Animal Barnyard
Giant Jumping Pillows
Playground | Horse Swings
Super Slides | Hay Mountain
Tube Rollers | Tractor Tire Sand Box
Farn Fun Yard | Animated Chicken Show
Gaga Ball | Human Foosball
Picnic Area | Concession and Gift Shop Available

Please remember to dress your child appropriately. Don't forget jackets if it's chilly and please **NO OPEN TOE SHOES**. Our concession and gift shop will be open selling food, drinks, snacks, candy and other items and many inexpensive things for the children to purchase. We just ask that the children be supervised in the concession and gift shop area.

ADDITIONAL ACTIVITIES:

Carousel Rides \$1 This will be offered from 12 to 1:30 p.m.
Animal Feed \$1 & \$3 This can be purchased in the animal barnyard area.

SPECIAL INSTRUCTIONS FROM THE TEACHER:



DIRECTIONS TO THE FARM & CHECK-IN

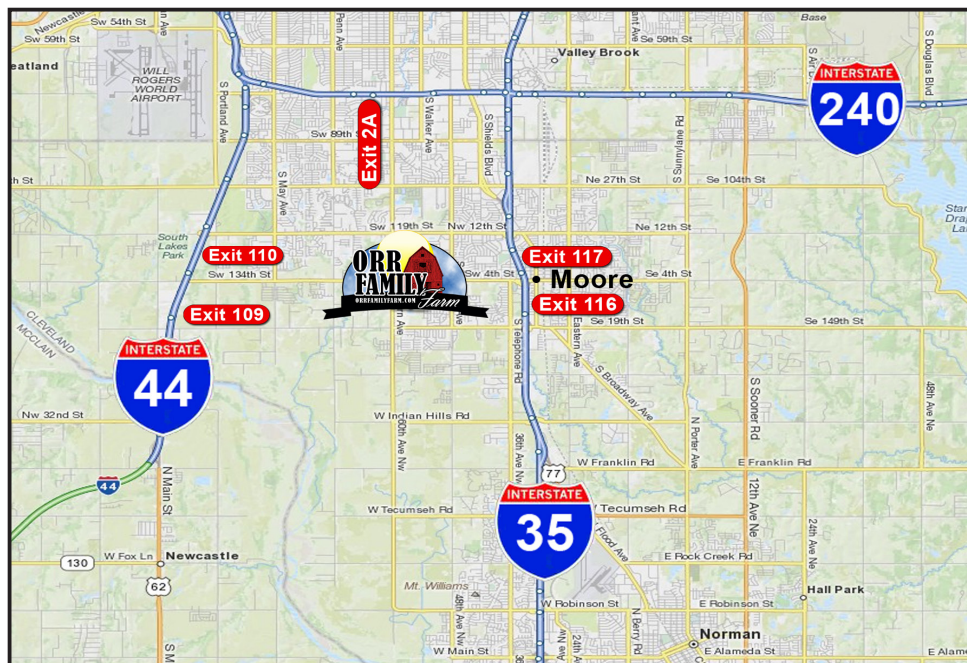
We are located in Oklahoma City near the community of Moore. [Please see driving directions below and check-in and parking instructions on the map on the following page.](#) If you have questions just give us a call, 405-799-3276.

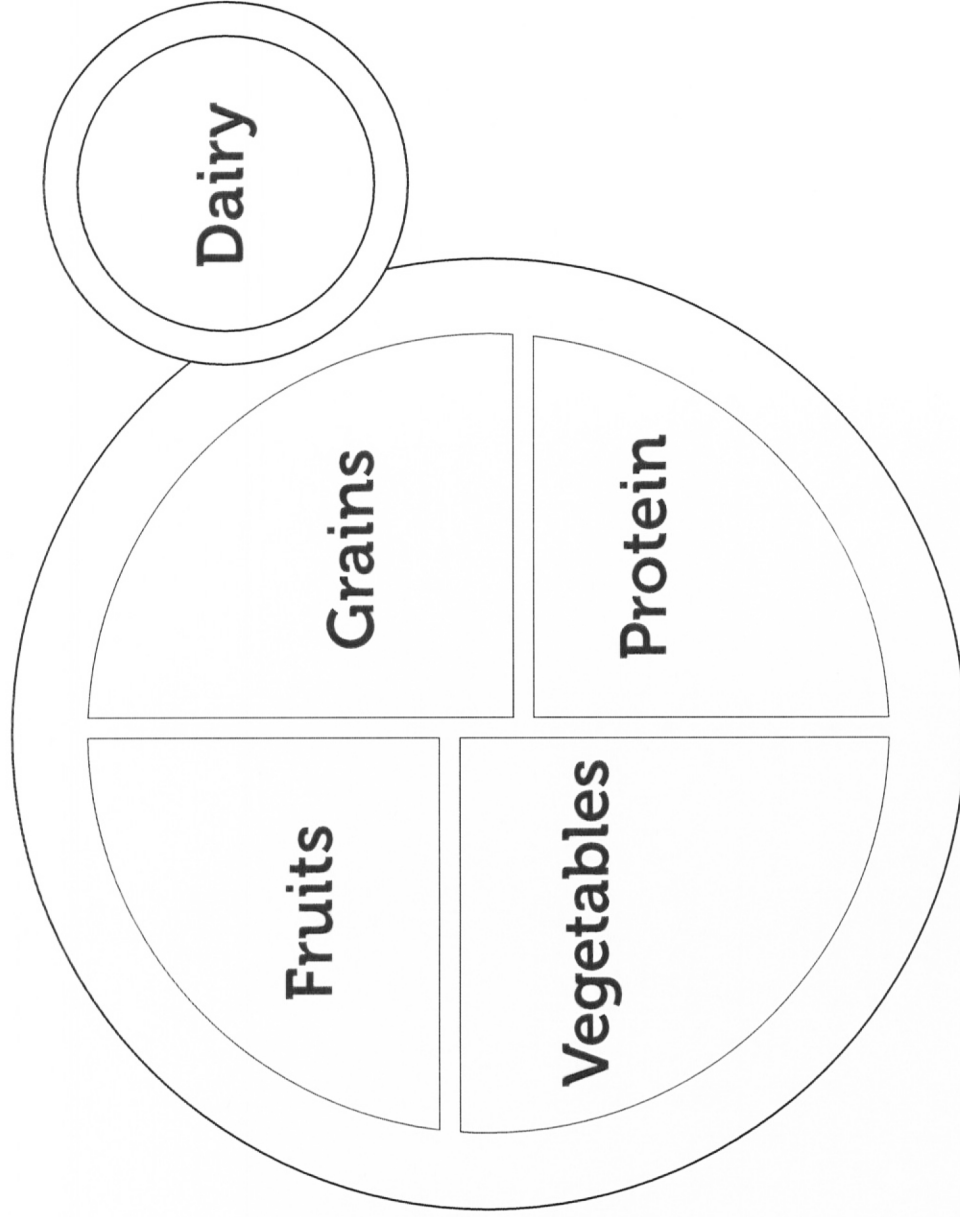
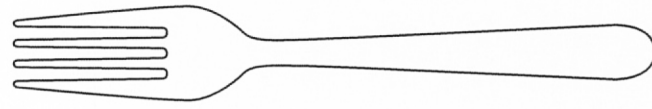
-From I-35, take Exit 116 in Moore and go west to Western Avenue (about 2 miles). Turn right and go 1/2 mile to the Farm. You will see a large sign that says "Orr Family Farm." Turn in there and go to the top of the hill.

-From I-240, take Western Avenue Exit 2A and go south past 134th Street.

-From I-44, take Exit 110 and go east to Western Avenue (about 3.5 miles), then 1/2 mile south.

**14400 SOUTH WESTERN AVENUE
OKLAHOMA CITY, OKLAHOMA 73170**





Choose**MyPlate**.gov

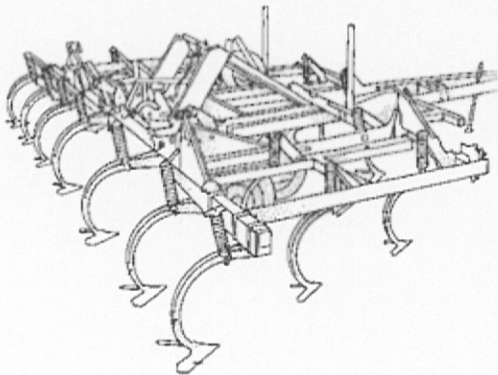
Comparing Old With New

On a separate sheet of paper, draw Venn diagrams to compare and contrast the tractor with man or horse power, the new with the old plow, the combine with the sickle and the flail and the seed drill with broadcasting by hand.

New




tractor




chisel plow

A tractor is a vehicle that has large rear wheels or moves on tracks and is used especially for pulling farm implements. In the old days the farmer had to use his own power. Later machines were invented that could be pushed or pulled by horses and other animals.



The chisel plow loosens and aerates the soil. The chisel plow was invented by Oklahoman Fred Hoeme. The plow is pulled through the soil by a tractor. In the old days plows had to be pushed by the farmer. Later plows were invented that could be pulled by horses, mules or oxen.



combine

A combine is a machine that harvests, threshes, and cleans grain while moving over a field. Some Oklahoma crops harvested with a combine are wheat, oats, rye, barley, corn, and soybeans. In the old days the farmer had to cut the grain with a scythe or sickle and thresh it with a flail.



sickle



threshing with a flail



seed drill pulled by tractor

A seed drill is used for planting seeds in the soil. In the old days seed was broadcast, or scattered, by hand.



broadcasting seed by hand

Oklahoma Ag in the Classroom is a program of the Oklahoma Cooperative Extension Service, the Oklahoma Department of Agriculture, Food and Forestry and the Oklahoma State Department of Education.

The Story of Milk

Cows that are well cared for produce wholesome, healthy milk. The dairy farmer keeps the cows healthy by making sure they have plenty of green grass or hay to eat.

Every morning and evening the farmer milks the cows. Some farmers milk their cows by hand. Others use milking machines. The farmer will sell the cows' milk to a milk processing plant.

After the farmer milks the cow, he cools it and stores it in a stainless steel tank. The milk stays in the tank until it is time for it to go to the milk processing plant.

When it is time to take the milk to the processing plant, a stainless steel tank truck comes to the farm and pumps the milk from the cooling tank. The truck's tank keeps the milk cool during the trip to the processing plant.

When the milk arrives at the processing plant, workers take it and make it into many delicious, healthy things to eat. Some of the milk goes into the cartons your parents buy at the store. The rest is made into things like butter, cheese, ice cream and cottage cheese.